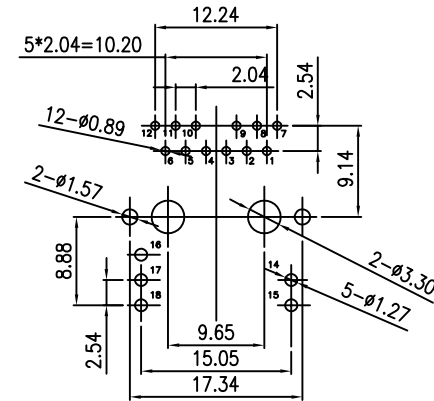
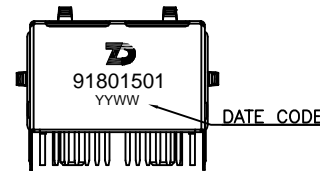
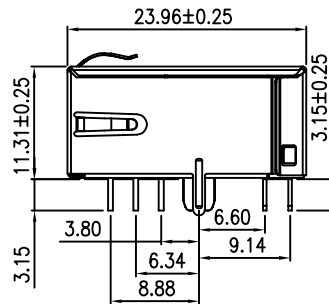
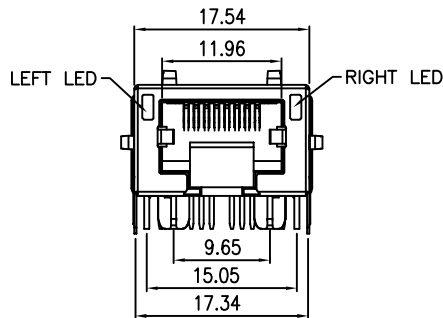
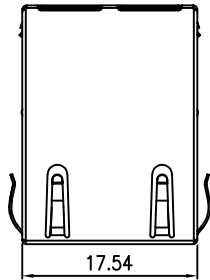


RoHS Compliant

Mechanical:

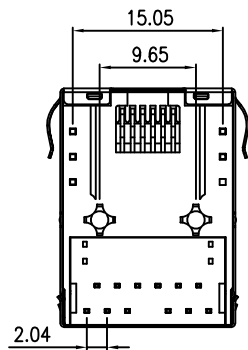
REV	MODIFICATION	DATE	DRAW	APPROVE



RECOMMENDED PCB LAYOUT
COMPONENT SIDE

Connect Material:

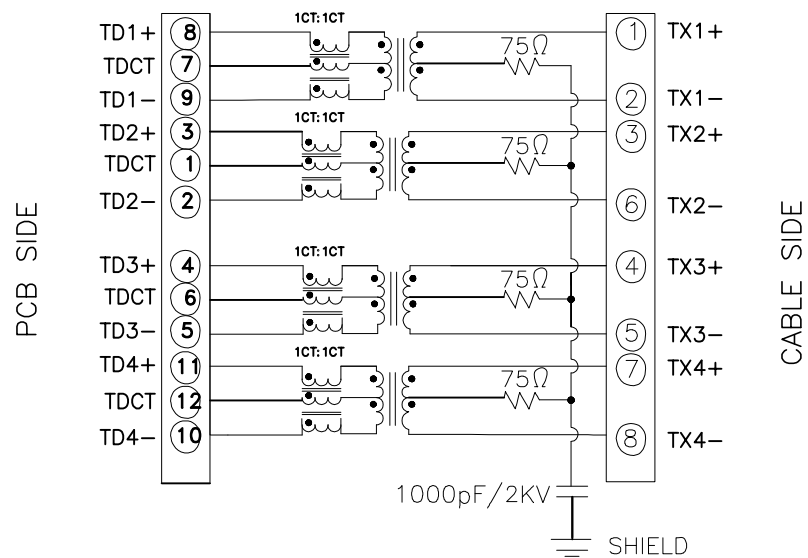
- 1.Housing: Thermoplastic,LCP,UL94V-0,Color: Black;
- 2.Insert: Thermoplastic,LCP,UL 94V-0,Black;
- 3.Shield: C2680 T=0.2mm,Plating: 30u" Nickel Min;
- 4.Input Terminal: Copper Plated Steel Wire
- 5.Input And RJ45 Contact Terminal Plating:
Nickel 40u"~60u" for all and Sn 100%
- 6.RJ45 Contacts Terminal: Phosphor Bronze T=0.35mm
Selective 30u" Min Gold Plated On Contact Area;



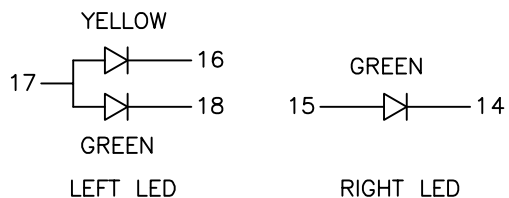
QC : inspection item	DIMENSION IN mm [Inch]		ZhenDeng Electronics Co.,Ltd		
	TOLERANCE UNLESS OTHERWISE SPECIFIED		TITLE		
	.X± 0.38	X.*± 2.0'	RJ45 1X1 TAB-DOW 10G		
	.XX± 0.20	.X*± 1.0'	DRAWING NUMBER		
	.XXX± 0.10		91801501		
APPROVE	CHECK	DRAW	PROJ.	SHEET 1 OF 3	
		CLT 2024,11,11	SCALE 1:1	REV B	

RoHS Compliant

Schematic:



LED POLARITY:



ELECTRICAL CHARACTERISTICS AT +25°C UNLESS OTHER SPECIFIED MEETS IEEE 802.3 SPECIFICATION

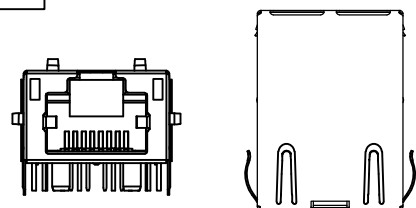
PARAMETER	SPECIFICATIONS			
OPERATING TEMPERATURE	-40°C TO +85°C			
TURNS RATIO	1.00 ± 2%			
POLARITY	PER SCHEMATIC			
INSERTION LOSS (SDD21&SDD12)	1-65MHz	65-125MHz	125-400MHz	400-500MHz
	-0.8dB MAX	-1.0dB MAX	-2.5dB MAX	-3.5dB MAX
PHY-SIDE RETURN LOSS (SDD11-Zref=100 OHMS ± 1% SDD22-Zref=100 OHMS ± 1%)	1-40MHz	40-400MHz	400-500MHz	
	-18dB MIN	-18+10*LOG(f/40)dB MIN	-8+30*LOG(f/400)dB MIN	
INDUCTANCE (OCL)	120 uH MIN @ 100KHz, 100mV			
CROSSTALK, ADJACENT CHANNELS (SDD21-ADJ.)	1-100MHz		100-500MHz	
	-30dB MIN		-20dB MIN	
COMMON MODE REJECTION RATIO (SCC21)	1-100MHz	100-300MHz	300-500MHz	
	-30dB MIN	-22dB MIN	-17dB MIN	
COMM. TO DIFF REJECTION RATIO (SDC12)	1-100MHz	100-300MHz	300-500MHz	
	-32dB MIN	-27dB MIN	-22dB MIN	
PCB SIDE-CABLE SIDE ISOLATION	2250 VDC FOR 60 SECONDS			

NOTE: f IS FREQUENCY IN MHz
 Operating and Storage Temperature:
 Operating Temperature : -40°C to +85°C.
 Storage Temperature : -40°C to +85°C.

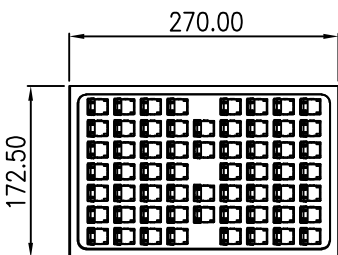
QC : inspection item	DIMENSION IN mm [Inch]		ZhenDeng Electronics Co.,Ltd		
	TOLERANCE UNLESS OTHERWISE SPECIFIED		TITLE		
	.X ± 0.38	X.* ± 2.0'	RJ45 1X1 TAB-DOW 10G		
	.XX ± 0.20	.X' ± 1.0'	DRAWING NUMBER		
.XXX ± 0.10		91801501			
APPROVE	CHECK	DRAW	PROJ.	SHEET 2 OF 3	
		CLT 2024,11,11	SCALE 1:1	SIZE A3	REV B

RoHS Compliant

REV	MODIFICATION	DATE	DRAW	APPROVE

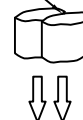


PRODUCT

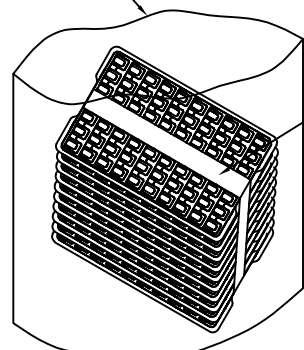


TRAY

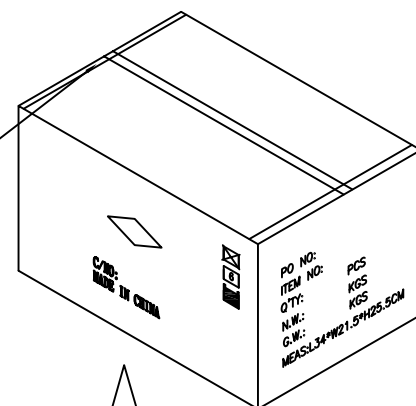
DESICCANT



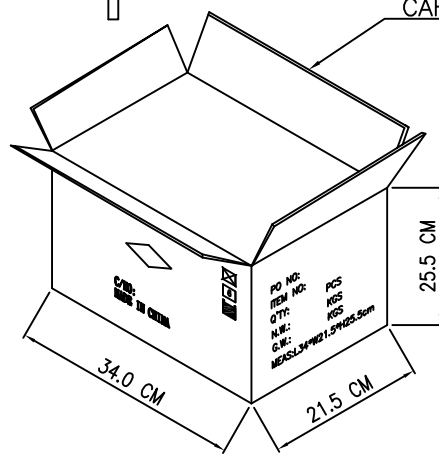
WATER-PROOF BAG



PE FILM



CARTON



NOTES:

1. PRIMARY PACKING: 60PCS/TRAY
2. SECONDARY PACKING: 12TRAY/CARTON(720PCS/CARTON)
3. CARTON SIZE: 340x215x255mm

QC : Inspection Item	DIMENSION IN mm [Inch]		ZhenDeng Electronics Co.,Ltd		
	TOLERANCE UNLESS OTHERWISE SPECIFIED		TITLE		
	.X± 0.38	X.*± 2.0'	RJ45 81&91 1X1 PACKING		
	.XX± 0.20	.X*± 1.0'	DRAWING NUMBER		
.XXX± 0.10		81&91 1X1 PACKING			
APPROVE	CHECK	DRAW	PROJ.	SHEET 1 OF 1	
		CLT 2024,11,11	SCALE 5:3	SIZE A3	REV B