

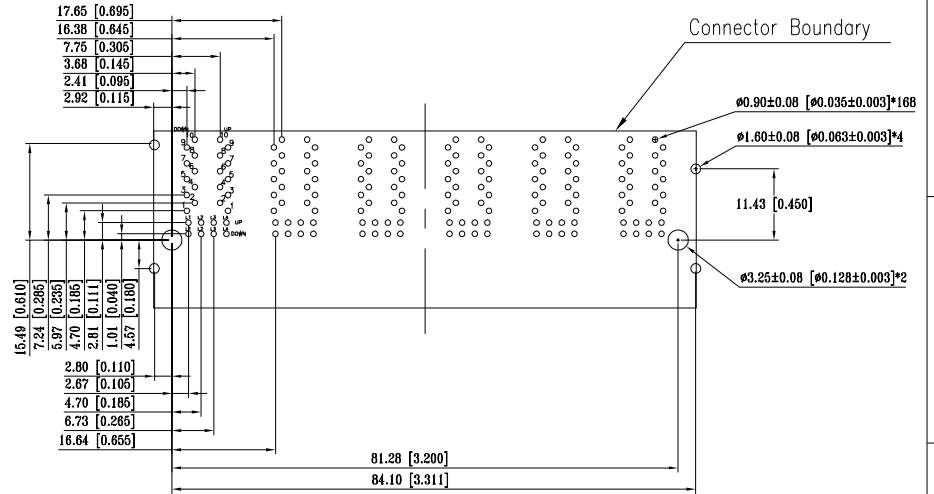
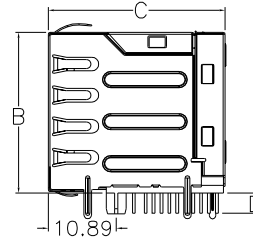
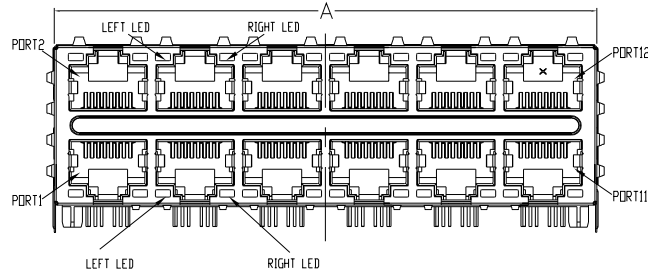
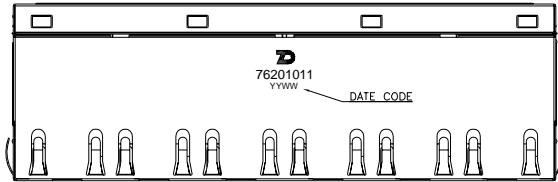
RoHS Compliant

REV	MODIFICATION	DATE	DRAW	APPROVE

Mechanical:

Notes:

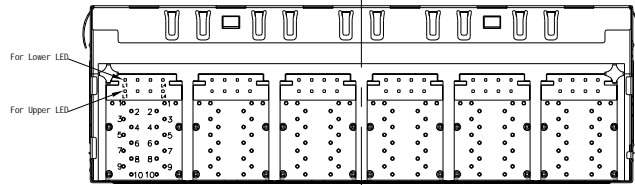
- CONNECTOR MATERIAL:
HOUSING: THERMOPLASTIC BLACK UL94 V-0
SHIELD: Brass
SHIELD PLATING: NICKEL
CONTACT: PHOSPHOR BRONZE
CONTACT PLATING: GOLD, 30 MICRO-INCHS MIN IN CONTACT AREA
- PIN NOT ELECTRICALLY CONNECTED MAYBE OMITTED SEE ELECTRICAL DRAWING FOR OMITTED PINS
- RJ45 CAVITIES CONFORM TO FCC RULES AND REGULATION PART 68.
- THE PART IS RECOMMENDED FOR WAVE SOLDERING PROCESS PEAK SOLDERING TEMPERATURE IS 260° C MAX, 10 SECS MAX (Plastic peg need protection)
- OPERATING TEMPERATURE T=-40° C TO +85° C.
- STORAGE TEMPERATURE T=-40° C TO +85° C.



PCB Layout

UNIT : mm / inch
 A = 87.12 / 3.430
 B = 25.83 / 1.018
 C = 28.40 / 1.119
 D = 3.20 / 0.126

Unless otherwise specified, all dimensions tolerances is ±0.254 / 0.010.

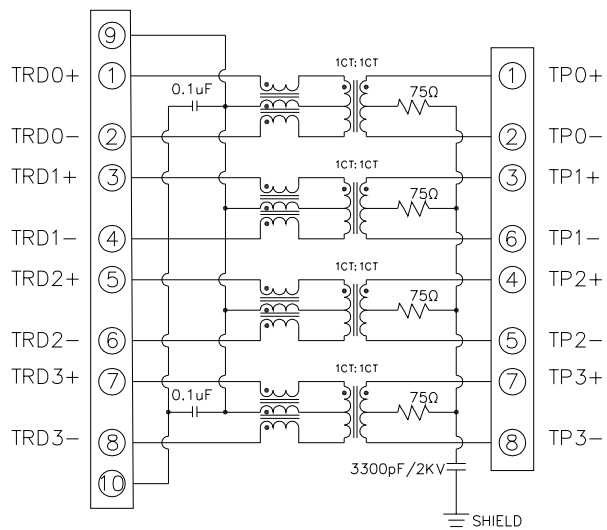


QC : inspection item	DIMENSION IN mm [Inch]		ZhenDeng Electronics Co.,Ltd		
	TOLERANCE UNLESS OTHERWISE SPECIFIED				
	.X± 0.38	X.*± 2.0°	RJ45 2X6 10/100/1000 BASE-T PCB JACK		
	.XX± 0.20	.X*± 1.0°	DRAWING NUMBER		
.XXX± 0.10		76201011			
APPROVE	CHECK	DRAW	PROJ.	SHEET 1 OF 3	
		CLT 2024,05,10	SCALE 1:1	REV A	
			SIZE A3		

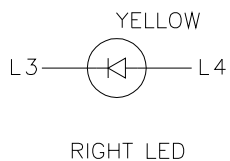
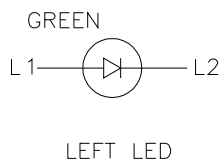
RoHS Compliant

Schematic:

PCB SIDE



CABLE SIDE



REV	MODIFICATION	DATE	DRAW	APPROVE

Electrical Specifications @25°C								
Turns Ratio (±2%)		OCL (μH Min.) @100 KHz/0.1V with 8mA DC Bias	Cross talk (dB Min.)				Hi-POT 1.0 mA (V)	
TX	RX		0.5-10 MHz	30 MHz	50 MHz	100 MHz	WITHOUT RESISTOR	WITH RESISTOR
1CT:1CT	1CT:1CT	350	-50	-40	-35	-30	1500 AC	2250 DC

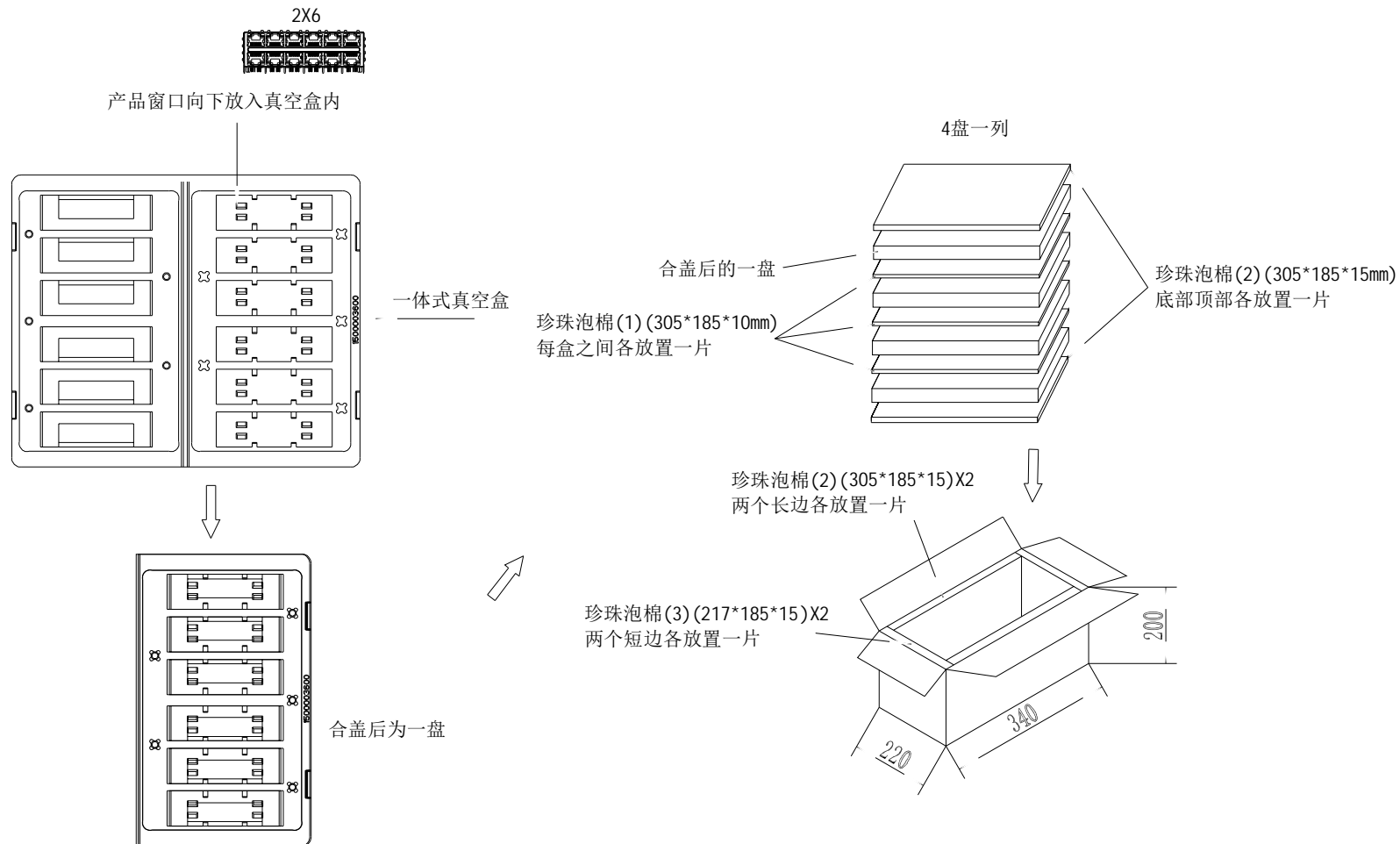
Continue							
Insertion Loss (dB Max.)		Return Loss (dB Min.) @ Load 100 OHM					CMR (dB Min.)
1-100 MHz	100-125 MHz (10/100/1000)	1-30 MHz	30-50 MHz	60 MHz	60-80 MHz	80-100 MHz (10/100/1000)	1-100 MHz
-1.0	-1.2	-18	-16	-14	-12	-10	-30

QC : Inspection Item	DIMENSION IN mm [Inch]		ZhenDeng Electronics Co.,Ltd		
	TOLERANCE UNLESS OTHERWISE SPECIFIED		TITLE		
	.X ± 0.38	X.* ± 2.0*	RJ45 2X6 10/100/1000 BASE-T PCB JACK		
	.XX ± 0.20	.X* ± 1.0*	DRAWING NUMBER		
.XXX ± 0.10		76201011			
APPROVE	CHECK	DRAW	PROJ.	SHEET 2 OF 3	
		CLT 2024,05,10	SCALE 1:1	SIZE A3	REV A

RoHS Compliant

Schematic:

REV	MODIFICATION	DATE	DRAW	APPROVE



NOTES:

1. PRIMARY PACKING: 6PCS/TRAY
2. SECONDARY PACKING: 4TRAY/CARTON(24PCS/CARTON)
3. CARTON SIZE: 340x220x200mm

QC : inspection item	DIMENSION IN mm [Inch]		ZhenDeng Electronics Co.,Ltd		
	TOLERANCE UNLESS OTHERWISE SPECIFIED		TITLE		
	.X± 0.38	X.*± 2.0°	RJ45 2X6 10/100/1000 BASE-T PCB JACK		
	.XX± 0.20	.X*± 1.0°	DRAWING NUMBER		
	.XXX± 0.10		76201011		
APPROVE	CHECK	DRAW	PROJ.	SHEET 3 OF 3	
		CLT 2024,05,10	SCALE 1:1	REV A	
			SIZE A3		