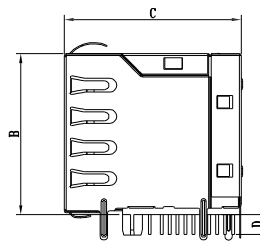
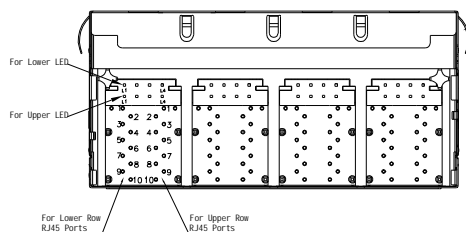
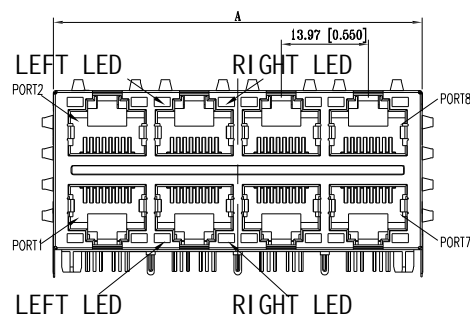
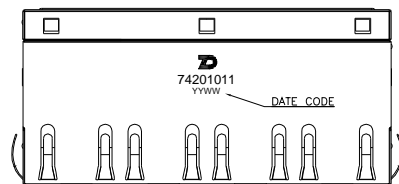


RoHS Compliant

Mechanical:

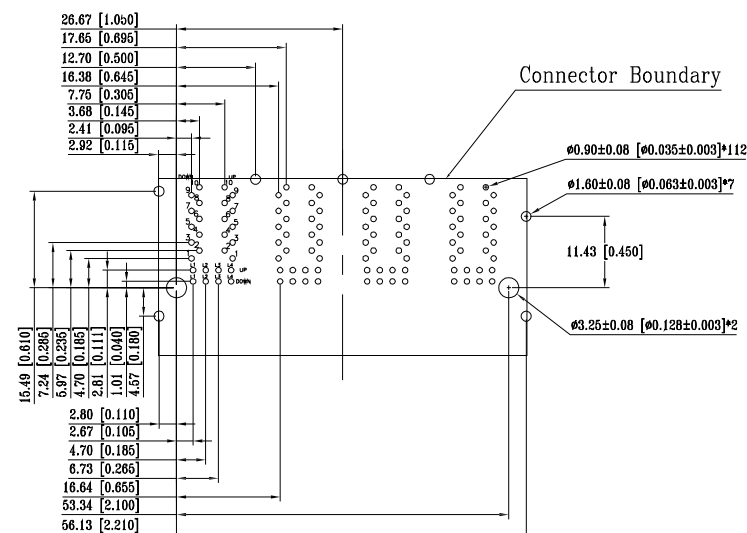


UNIT : mm / inch  
A = 59.18 / 2.332  
B = 25.83 / 1.018  
C = 28.40 / 1.119  
D = 3.20 / 0.126

Unless otherwise specified, all dimensions tolerances  
is  $\pm 0.254$  / 0.010.

Notes:

- CONNECTOR MATERIAL:  
HOUSING: PBT BLACK UL94 V-0  
INSERTER: PBT BLACK UL94 V-0  
SHIELD: Brass  
SHIELD PLATING: NICKEL  
CONTACT: PHOSPHOR BRONZE  
CONTACT PLATING: GOLD, 30 MICRO-INCHES MIN IN CONTACT AREA
- PIN NOT ELECTRICALLY CONNECTED MAYBE OMITTED SEE ELECTRICAL DRAWING FOR OMITTED PINS
- RJ45 CAVITIES CONFORM TO FCC RULES AND REGULATION PART 68.
- THE PART IS RECOMMENDED FOR WAVE SOLDERING PROCESS PEAK SOLDERING TEMPERATURE IS  $260^{\circ}\text{C}$  MAX, 10 SECS MAX (Plastic peg need protection)
- OPERATING TEMPERATURE  $T = -40^{\circ}\text{C}$  TO  $+85^{\circ}\text{C}$ .
- STORAGE TEMPERATURE  $T = -40^{\circ}\text{C}$  TO  $+85^{\circ}\text{C}$ .



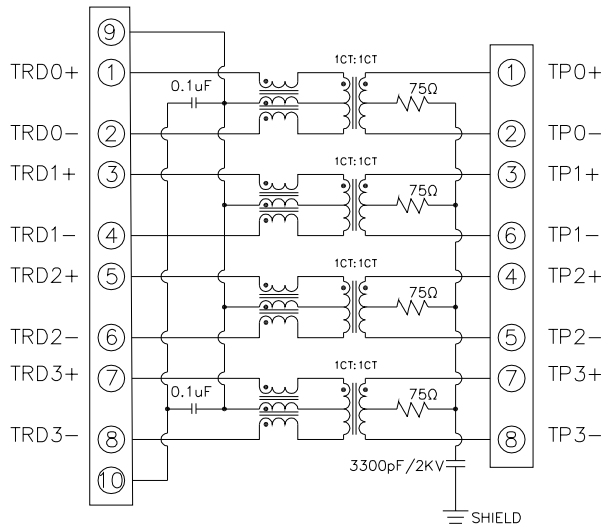
PCB Layout

QC Inspection Item	DIMENSION IN mm [Inch]		ZhenDeng Electronics Co.,Ltd		
	TOLERANCE UNLESS OTHERWISE SPECIFIED		TITLE		
	.X $\pm$ 0.38	X.* $\pm$ 2.0*	RJ45 2X4 10/100/1000 BASE-T PCB JACK		
	.XX $\pm$ 0.20	.X.* $\pm$ 1.0*	DRAWING NUMBER		
	.XXX $\pm$ 0.10		74201011		
APPROVE	CHECK		DRAW	PROJ.	SHEET 1 OF 3
			CLT 2024,05,10	SCALE 1:1	SIZE A3
				REV A	

RoHS Compliant

Schematic:

PCB SIDE



LEFT LED



RIGHT LED

CABLE SIDE

Electrical Specifications @25°C

Turns Ratio (±2%)		OCL (uH Min.) @100 KHz/0.1V with 8mA DC Bias	Cross talk (dB Min.)				Hi-POT 1.0 mA (V)	
TX	RX		0.5-10 MHz	30 MHz	50 MHz	100 MHz	WITHOUT RESISTOR	WITH RESISTOR
1CT:1CT	1CT:1CT	350	-50	-40	-35	-30	1500 AC	2250 DC

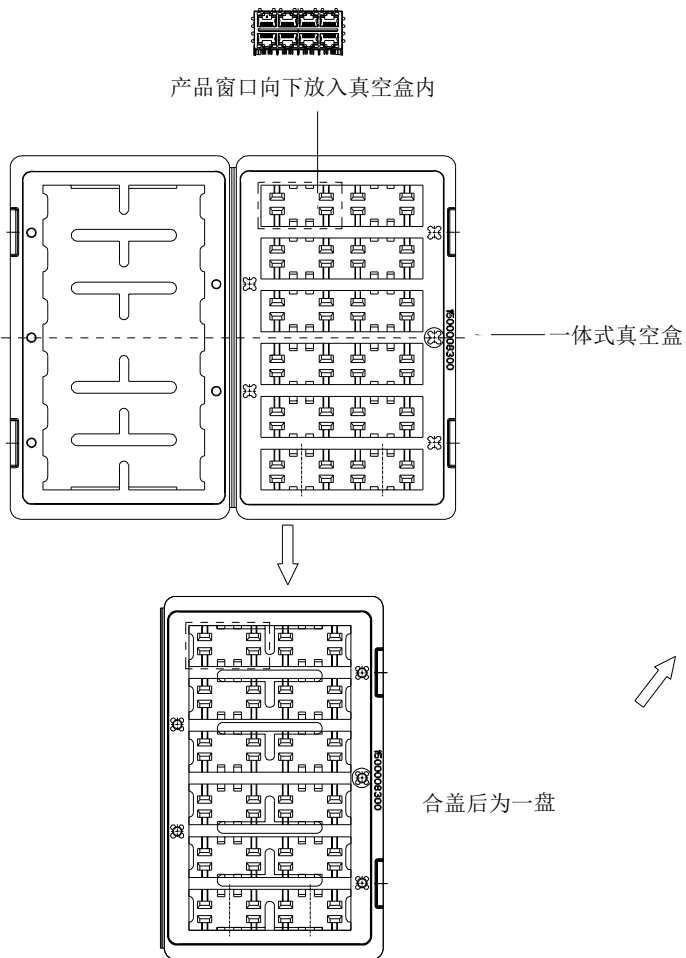
Continue

Insertion Loss (dB Max.)		Return Loss (dB Min.) @ Load 100 OHM					CMR (dB Min.)
1-100 MHz	100-125 MHz (10/100/1000)	1-30 MHz	30-50 MHz	60 MHz	60-80 MHz	80-100 MHz (10/100/1000)	
-1.0	-1.2	-18	-16	-14	-12	-10	-30

QC : Inspection Item	DIMENSION IN mm [Inch]		ZhenDeng Electronics Co.,Ltd		
	TOLERANCE UNLESS OTHERWISE SPECIFIED		TITLE		
	.X± 0.38	X.*± 2.0°	RJ45 2X4 10/100/1000 BASE-T PCB JACK		
	.XX± 0.20	.X.*± 1.0°	DRAWING NUMBER		
	.XXX± 0.10		74201011		
APPROVE	CHECK		DRAW	PROJ.	SHEET 1 OF 3
			CLT 2024,05,10	SCALE 1:1	SIZE A3
				REV A	

RoHS Compliant

Packing:



合盖后的一盘

5盘一列

珍珠泡棉(2) (305\*185\*15) X2  
两个长边对应的面各放置一片

珍珠泡棉(1) (305\*185\*10) X2  
顶面和底面各放置一片

珍珠泡棉(3) (217\*185\*15) X2  
两个短边各放置一片

QC : Inspection Item	DIMENSION IN mm [Inch]		ZhenDeng Electronics Co.,Ltd			
	TOLERANCE UNLESS OTHERWISE SPECIFIED		TITLE			
	.X± 0.38	X.*± 2.0°	RJ45 2X4 10/100/1000 BASE-T PCB JACK			
	.XX± 0.20	.X.*± 1.0°	DRAWING NUMBER			
	.XXX± 0.10		74201011			
	APPROVE	CHECK	DRAW	PROJ.	SHEET 3 OF 3	REV A
			CLT 2024,05,10	SCALE 1:1	SIZE A3	

NOTES:

- PRIMARY PACKING: 12PCS/TRAY
- SECONDARY PACKING: 5TRAY/CARTON(60PCS/CARTON)
- CARTON SIZE: 340x220x200mm